

Optimization on formulation of foamed overripe canistel powder using response surface methodology

Sri Rejeki Retna Pertiwi¹, Rifki Sunarya², Titi Rohmayanti³, Aminullah³

Abstract - Overripe canistel fruit was generally consumed and not yet widely utilized. The objective of this research was to study and determine the optimum formulation for water, egg albumin, and maltodextrin concentration in making canistel powder using the foam-mat drying method. Optimization was conducted by Response Surface Methodology (RSM) simple mixture of Design-Expert 7.0 software. The formulas used in this study were water of 50-55%, egg albumin of 15-20%, maltodextrin of 5-10% with a total of 75%, and overripe canistel fruit of 25%. The responses of yield, moisture, and beta carotene concentration were analyzed. The results showed that the higher the maltodextrin and the egg albumin concentration led to the higher the powder yield. The use of maltodextrin decreased moisture content and beta carotene concentration of canistel powder, while egg albumin increased them. In addition, the optimum solution was water of 50.00%, egg albumin of 16.88%, maltodextrin of 8.12%, and overripe canistel of 25%, which resulted in a yield of 54.90%, moisture content of 7.07%, and beta carotene of 2.65 mg.kg⁻¹. Validation of the optimum solution was a yield of 61.20%, moisture content of 7.09%, and beta carotene of 0.63 mg.kg⁻¹, which were within the 95% prediction interval low and high.

Index terms: *Pouteria campechiana*, overripe canistel fruit, foam-mat drying, surface analysis.

Otimização da formulação do pó canistel de sobreposição de espuma usando a metodologia de superfície de resposta

Resumo - Frutos maduros de canistel eram geralmente consumidos e ainda não amplamente utilizados. O objetivo desta pesquisa foi estudar e determinar a formulação ideal para a concentração de água, albumina de ovo e maltodextrina na produção de canistel em pó usando o método de secagem por espuma. A otimização foi conduzida pela simples mistura de Response Surface Methodology (RSM) do software Design-Expert 7.0. As fórmulas utilizadas neste estudo foram água de 50 a 55%, albumina de ovo de 15 a 20%, maltodextrina de 5 a 10%, com um total de 75%, e frutos de canistel maduros de 25%. As respostas de rendimento, umidade e concentração de betacaroteno foram analisadas. Os resultados mostraram que, quanto maior a concentração de maltodextrina e albumina de ovo, maior o rendimento de pó. O uso de maltodextrina diminuiu o teor de umidade e a concentração de betacaroteno do pó de canistel, enquanto a albumina de ovo aumentou. Além disso, a solução ideal foi água de 50,00%, albumina de ovo de 16,88%, maltodextrina de 8,12% e canistel maduro de 25%, o que resultou no rendimento de 54,90%, teor de umidade de 7,07% e betacaroteno de 2,65 mg.kg⁻¹. A validação da solução ótima foi o rendimento de 61,20%, teor de umidade de 7,09% e betacaroteno de 0,63 mg.kg⁻¹, que estavam dentro do intervalo de previsão de 95% baixo e alto.

Termos para indexação: *Pouteria campechiana*, frutos maduros de canistel, secagem por espuma, análise de superfície.

Corresponding author:

sri.rejeki.pertiwi@unida.ac.id

Received: September 19, 2019

Accepted: March 03, 2020

Copyright: All the contents of this journal, except where otherwise noted, is licensed under a Creative Commons Attribution License.



¹Master of Science, Associate Professor, Department of Food Technology and Nutrition, Faculty of Halal Food Science, Djuanda University, Bogor, West Java, Indonesia. E-mails: sri.rejeki.pertiwi@unida.ac.id (ORCID 0000-0003-0815-7507)

²Bachelor of Food Technology, Department of Food Technology and Nutrition, Faculty of Halal Food Science, Djuanda University, Bogor, West Java, Indonesia. rifkisunarya11@gmail.com

³Master of Science, Assistant Professor, Department of Food Technology and Nutrition, Faculty of Halal Food Science, Djuanda University, Bogor, West Java, Indonesia. E-mail titirohmayanti1@unida.ac.id (ORCID 0000-0002-2618-3015); aminullah@unida.ac.id (ORCID 0000-0003-2354-6025)

Introduction

Canistel fruit or *Pouteria campechiana* is a tropical plant from Southern Mexico, Belize, Guatemala, and El Salvador. This plant then spread to Central America, Caribbean, Southeast Asia, and Africa (CRANE; BALERDI, 2016). According to Mehraj et al. (2015), canistel fruit contains alkaloid, tannin, flavonoid, steroid, and terpenoid compounds. Full ripe canistel fruit is high in carbohydrate, carotene, and sugar contents. This fresh fruit is generally used as a mixture of ice cream, jam, milkshakes, cupcakes, and so on. Besides, canistel puree can be added into cake dough or ice cream as a flavor and used as a filler of pie (AWANG-KANAK; BAKAR, 2018). Overripe canistel fruit has a very soft texture, but the nutritional contents are better than the full ripe canistel fruit, such as higher protein and sugar. Making a powder of overripe canistel fruit using the drying process can provide broader utilization and improve the added value of this fruit.

Drying is the most commonly used method of increasing the shelf life of fruit and opening up other uses as food formulations. Paradagos (2014) processed canistel fruit into flour using conventional drying of sunlight. Pertiwi et al. (2020) made full ripe canistel fruit flour using a tray drying method. Besides, there is foam mat drying method that is often used in the manufacture of fruit powder including mango (WILSON et al., 2012; RAJKUMAR et al., 2007, KADAM et al., 2010), papaya (KANDASAMY; VARADHARAJU, 2014), lime (CHAND; PANDEY, 2012; DEGHANNYA et al., 2019), banana (SANKAT; CASTAIGNE, 2004; PRAKOTMAK et al., 2010; THUWAPANICHAYANAN et al., 2008), apple (RAHARITSIFA et al., 2006), jambolan (de CARVALHO et al., 2017), beetroot (NG; SULAIMAN, 2018), and starfruit (KARIM; WAI, 1999). The foam-mat drying method is a drying technique for heat-sensitive materials through foaming techniques by adding foaming agents (RAJKUMAR et al., 2007). This method is used for food materials, which is sensitive to heat, high sugar content, and thick food (MORGAN et al., 1961). Proteins,

gums, and various emulsifiers (Glycerol monostearate, carboxymethylcellulose, and trichlorophenate) are commonly used as foaming agents. Also, stabilizers and fillers are other important factors in the foam-mat drying, for example, maltodextrin and methylcellulose. From these data, the conversion of high-sugar canistel fruit into its powder form using a foam mat drying method has not been well documented in the literature.

The objective of this research is to utilize the overripe canistel fruit as a powder and to optimize the concentration of water, egg albumin, and maltodextrin in the formulation of foamed over ripe canistel fruit powder using response surface methodology.

Material and Methods

Canistel fruits were obtained from Padalarang, West Java, Indonesia. The fruits were in the overripe condition (12-15 days after harvesting). Eggs and maltodextrin were obtained, respectively, from the local market and chemical store of PT. Setia Guna in Bogor, West Java, Indonesia. The experiment, which was based on Myers et al. (2016), consisted of four stages, namely determining the formula, making the product according to the formula, testing the product response, analyzing the data from the response results, and optimizing and verifying the optimum formula solution.

Determining the formula

The factors in this study were water (A, 50%-55%) in the manufacture of fruit puree, egg albumin (B, 15%-20%) as foaming material, and maltodextrin (C, 5%-10%) as a stabilizer and filler. The total of A + B + C = 75% of the formulation, while the remaining 25% was the overripe canistel fruit. Formulations were analyzed using Design-Expert 7.0 software, a simplex lattice design mixture. At this stage, a formula that was suitable for the desired optimization objectives was obtained from fourteen combinations of formulas that were provided by the Design-Expert 7.0 software (Table 1).

Table 1. Experimental combination of optimization on over ripe canistel powder using Response Surface Methodology (RSM).

Formula	(A) Water (%)	(B) Egg albumin (%)	(C) Maltodextrin (%)
1	51.67	16.67	6.66
2	52.50	17.50	5.00
3	52.50	15.00	7.50
4	53.33	15.83	5.83
5	50.00	15.00	10.00
6	50.00	15.00	10.00
7	50.00	20.00	5.00
8	55.00	15.00	5.00
9	50.00	20.00	5.00
10	50.00	17.50	7.50
11	52.50	17.50	5.00
12	50.83	18.33	5.83
13	55.00	15.00	5.00
14	50.83	15.83	8.33

Making the product according to the formula

The obtained formulas were then produced according to the stages of making overripe canistel powder using the foam-mat drying method in an electric food dehydrator type MKS-DR10 (manufacturer of PT Toko Mesin Maksindo, Indonesia). The 250 grams of puree foam produced from the next formulation was poured into each pan of 34x34x2 cm. The puree foam thickness was \pm 2 mm in a pan. Then dried at a temperature of 45 °C for 7 hours, and every 2 hours 20 minutes, the placement of the tray was moved for stable drying conditions. After that, the dried puree was milled using disc mill type FFC-15 and sieved using 100 mesh sieve.

Testing the product response and analyzing the data from the response results

The responses in this study were yield (AOAC, 2005), moisture content (AOAC, 2005), and beta carotene (NIELSEN, 1995). The response results were analyzed using Design-Expert 7.0 software with polynomial models. There were three stages of obtaining a suitable polynomial model or equation, including the sequential sum of squares model [Type I], lack of fit tests, and summary statistics model. After the appropriate polynomial model was obtained, analysis of variance (ANOVA) was used to determine the significance value of the model and to find out that each response was significantly different or not at the 95% of the confidence interval. Then the data was presented in the form of the response surface.

Optimizing and verifying the optimum formula solution

The optimization process was conducted to obtain the optimum formula. In determining the optimization target, the importance was indicated by the values of 1 (+) to 5 (+++++) depending on the importance of the response. After optimization, Design-Expert 7.0 software provided some optimum formulation solutions and predictions of the responses. The selection of the optimum formula was based on the desirability value, which was close to 1. After that, the selected optimum formula solution was produced, and the response test was performed in the laboratory. The optimum formula response was verified by comparing the results of the actual data against the predicted value. The validation phase was to ensure the correctness of the obtained combinations and equations as well as the prediction of the responses.

Results and Discussion

The results of response analysis based on the mixture simplex lattice design of Response Surface Methodology (RSM) software can be seen in Table 2.

Table 2. The responses of over ripe canistel powder formulas.

Formula	Factor			Response		
	Water (%)	Egg albumin (%)	Maltodextrin (%)	Yield (%)	Moisture content (%)	Beta caroten concentration (mg.kg ⁻¹)
1	51.67	16.67	6.66	53.81	10.47	2.74
2	52.50	17.50	5.00	46.21	11.17	0.00
3	52.50	15.00	7.50	43.60	11.62	2.90
4	53.33	15.83	5.83	40.32	10.72	2.06
5	50.00	15.00	10.00	59.07	9.54	1.87
6	50.00	15.00	10.00	58.69	8.79	2.24
7	50.00	20.00	5.00	50.05	8.21	1.52
8	55.00	15.00	5.00	35.33	10.26	1.42
9	50.00	20.00	5.00	46.11	12.37	1.63
10	50.00	17.50	7.50	54.27	6.91	2.56
11	52.50	17.50	5.00	42.69	8.84	1.53
12	50.83	18.33	5.83	48.35	9.02	3.02
13	55.00	15.00	5.00	30.80	11.03	0.00
14	50.83	15.83	8.33	48.11	8.64	1.65

Canistel Powder Yield

The powder yield is a ratio of the amount of fruit powder against the initial fruit pulp in the formulation. The higher the yield leads to the more amount of powder produced. The canistel powder yield is in the range of 30.80 - 59.07% (Table 2). Statistical analysis can be seen in Table 3 shows the polynomial model provided by Design-Expert 7.0 software for the yield response is linear with equation (1).

$$\text{Yield (\%)} = -0.49004A + 2.65983B + 4.24845C \quad (1)$$

where A= water, B= egg albumin, and C= maltodextrin.

Table 3 shows that the model is significant, with an F value of 35.78 with a probability of 0.01%. Also, it is known that all treatment factors have a significant effect on yield response. The model for the yield response has an R² of 0.8668, which indicates that 86.68% variability in the response can be explained by the model, with an insignificant lack of fit values. Besides, the adequacy precision value for the yield response is 15.779, which is greater than 4, indicates an adequate signal so that the model can be used as a design space guide.

Equation (1) shows that the yield response will decrease with an increase in water concentration (negative sign), while it will increase with increasing egg albumin and maltodextrin concentration (positive sign). This result is in line with Haryanto (2016), which stated that egg albumin as a foaming agent greatly influences the yield of instant mangosteen peel powder. Also, increasing the egg albumin can increase the yield of tomato juice powder (KAMSIATI, 2006). Ramadhia et al. (2012), Latifah and Apriliawan (2009) reported that the higher the levels of maltodextrin, the higher the yield of aloe vera powder. Chuaychan and Benjakul (2016) stated that the more the maltodextrin as a filler used in the drying process, the higher the yield of gelatin powder. Similarly, Sukri et al. (2018) explained that increasing levels of maltodextrin will increase the yield of pineapple powder. This is also supported by Goula and Adamopoulos (2010), Fazaeli et al. (2012), and Quek et al. (2007). Figure 1 shows the surface analysis for the yield of overripe canistel powder using egg albumin, maltodextrin, and water variables.

Table 3. Analysis of variance for yield response.

Source	Sum of squares	df	Mean square	F value	p-value
Model	752.87	2	376.43	35.78	< 0.0001
Linear Mixture	752.87	2	376.43	35.78	< 0.0001
Residual	115.73	11	10.52		
Lack of Fit	91.40	7	13.06	2.15	0.2401
Pure Error	24.33	4	6.08		
Cor Total	868.60	13			
Std. Dev.	3.24		R-Squared	0.8668	
Mean	46.96		Adj R-Squared	0.8425	
C.V. %	6.91		Pred R-Squared	0.8007	
PRESS	173.13		Adeq Precision	15.7792	

Design-Expert® Software

Yield

59.0667

30.8

X1 = C: Maltodextrin

X2 = A: Water

X3 = B: Egg Albumin

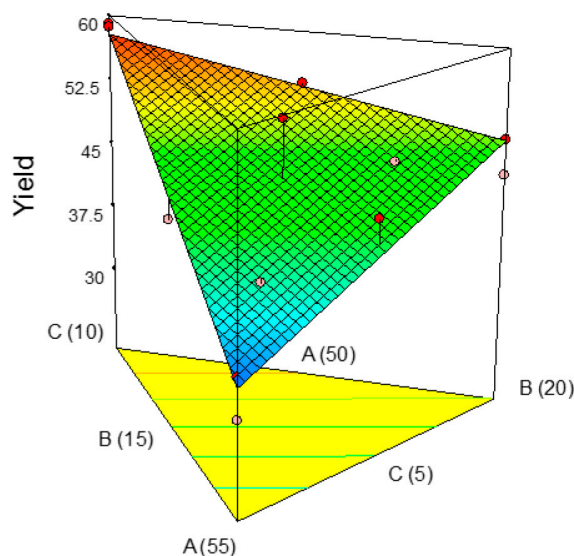


Figure 1. Response surface analysis for yield response

Canistel Powder Moisture Content

Table 4 shows the moisture content response of overripe canistel powder, which is in the range of 6.91

- 12.37% (wb). Based on the statistical analysis, the polynomial model given for the response of moisture content is in equation (2).

Table 4. Analysis of variance for moisture content.

Source	Sum of squares	df	Mean square	F value	p-value
Model	16.44	5	3.29	2.00	0.1836
Linear Mixture	6.48	2	3.24	1.97	0.2020
AB	0.12	1	0.12	0.07	0.7976
AC	3.83	1	3.83	2.33	0.1658
BC	7.01	1	7.01	4.25	0.0731
Residual	13.18	8	1.65		
Lack of Fit	1.24	4	0.31	0.10	0.9749
Pure Error	11.94	4	2.98		
Cor Total	29.63	13			
Std. Dev.	1.2836		R-Squared	0.5551	
Mean	9.8269		Adj R-Squared	0.2770	
C.V. %	13.0623		Pred R-Squared	-0.5222	
PRESS	45.0967		Adeq Precision	5.6062	

$$\text{Moisture Content (\%)} = -0.530A + 4.588B - 9.131C - 0.045AB + 0.308AC - 0.417BC \quad (2)$$

where A = water, B = egg albumin, C = maltodextrin, AB = Interaction of water and egg albumin, AC = Interaction of water and maltodextrin, BC = Interaction of egg albumin and maltodextrin. The analysis of variance shows that the lack of fit is not significant, which indicates

the suitability of moisture content data with the model with R^2 of 55.5%. The value of adequacy precision for moisture content response is 5,606 so that the model can be used as a design space guide, that is expected to provide good predictions (MUTHUKUMAR et al., 2003).

The response of moisture content will increase along with an increase in egg albumin and the interaction of water and maltodextrin. Meanwhile, the moisture content will decrease with an increase in water,

maltodextrin, the interaction of water and egg albumin, and interaction of egg albumin and maltodextrin. These are in line with Ayu et al. (2016), which stated that the higher the maltodextrin is added, the lower the moisture content of instant green sambal. According to Siska and Wahono (2014), a high concentration of maltodextrin can absorb more water in synonymic drinks due to its hygroscopic properties. Water, which was absorbed by maltodextrin, was more volatile than the water in the tissue material so that the water evaporation process is easier and faster (ARIFIN, 2006). Also, Fabra et al. (2011) reported the addition of maltodextrin in the manufacture of noni pulp powder (*Morinda citrifolia* L) made lower powder's moisture content. Avila et al. (2015) also explained the decrease in moisture content in sugarcane juice powder as a result of higher levels of maltodextrin at low drying temperatures. Ekpong et al. (2016) reported a pattern

of decreased moisture content in the tamarind powder along with an increase in the maltodextrin levels. This is also in line with Sukri et al. (2018), which reported that the moisture content of pineapple powder was decreased with the addition of maltodextrin. The moisture content of overripe canistel powder can also be decreased with the interaction of water and egg albumin, and the interaction of egg albumin and maltodextrin. These interactions can increase the volume of the produced foam. Maltodextrin has a role in stabilizing the foam and increasing the foam volume so that the evaporation of water in the material will be easier and faster. Zubaedah et al. (2003) stated that the higher the foam concentration led to the larger the surface area and the greater the porous structures on the material, which impact to easier and faster evaporation process of water from the material. Response surface analysis for moisture content can be seen in Figure 2.

Design-Expert® Software

Moisture Content

12.3657

6.91207

X1 = A: Water

X2 = B: Egg Albumin

X3 = C: Maltodextrin

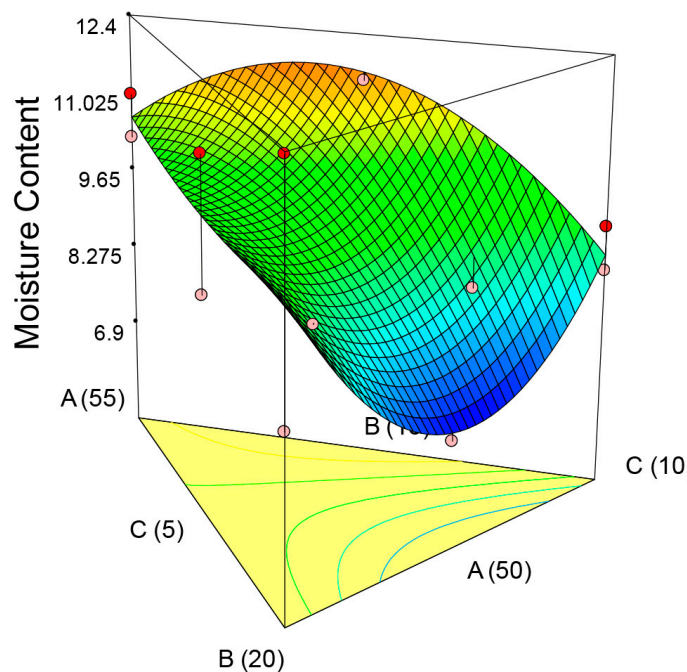


Figure 2. Response surface analysis for moisture content response

Canistel Powder Beta Carotene

The lack of fit of the adjusted model, which can be seen in Table 5, is not significant with R^2 of 57.84% and the adequacy precision more than 4, which indicates

that there is sufficient compatibility of the beta carotene response data between the model and the values.

Table 5. Analysis of variance for beta carotene response

Source	Sum of squares	df	Mean square	F value	p-value
Model	6.51	5	1.30	2.19	0.1545
Linear Mixture	2.91	2	1.46	2.46	0.1474
AB	0.04	1	0.04	0.07	0.7978
AC	2.36	1	2.36	3.98	0.0811
BC	0.85	1	0.85	1.44	0.2651
Residual	4.74	8	0.59		
Lack of Fit	2.49	4	0.62	1.11	0.4624
Pure Error	2.25	4	0.56		
Cor Total	11.25	13			
Std. Dev.	0.7701	R-Squared	0.5784		
Mean	1.7957	Adj R-Squared	0.3148		
C.V. %	42.8856	Pred R-Squared	-0.0920		
PRESS	12.2875	Adeq Precision	4.1135		

The equation for beta carotene response can be seen in equation (3).

$$\text{Beta carotene} = -0.168A + 1.448B - 13.412C - 0.027AB + 0.242AC + 0.145BC \quad (3)$$

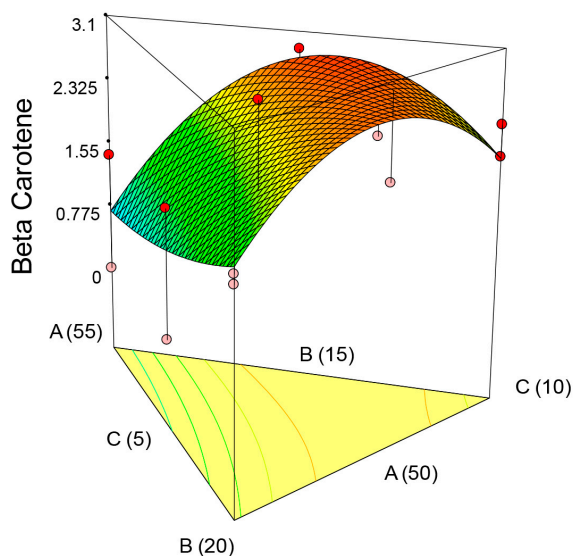
where A = water, B = egg albumin, C = maltodextrin, AB = Interaction of water and egg albumin, AC = Interaction of water and maltodextrin, BC = Interaction of egg albumin and maltodextrin. Equation (3) shows a negative relationship between maltodextrin and beta

carotene of overripe canistel powder, where the higher the maltodextrin addition leads to the lower beta carotene in the powder. According to Quek et al. (2007), the increase in maltodextrin affected pigment content due to the dilution of pigment. This is in line with Oberoi and Sogi (2015), which explained that an increase in the maltodextrin levels would decrease lycopene and carotenoid levels in watermelon powder. Surface analysis of beta carotene levels can be seen in Figure 3.

Design-Expert® Software

Beta Carotene
3.02
0

X1 = A: Water
X2 = B: Egg Albumin
X3 = C: Maltodextrin

**Figure 3.** Response surface analysis for beta carotene response

Selected optimum formula

The description of the optimized elements with

each element has different goal and importance is shown in Table 6.

Table 6. Description of optimized process and response variables.

Element	Goal	Lower Limit	Upper Limit	Lower Weight	Upper Weight	Importance
Water	is in range	50	55	1	1	3
Egg albumn	is in range	15	20	1	1	3
Maltodextrin	is in range	5	10	1	1	3
Yield	maximize	30.80	59.07	1	1	4
Moisture content	minimize	6.91	12.37	1	1	5
Beta carotene	is in range	0.00	3.02	1	1	3

Table 6 shows the treatments and responses in which each element has its own goal. The desired goals of the yield, moisture content and beta carotene are the highest yield value with the importance of 4 (++++), the lowest moisture content (minimize) with the importance of 5 (+++++), and the beta carotene (in range) with the importance of 3 (+++). These are due to the higher the yield will give the better economic value of the powder, the moisture content can affect the shelf life and the quality

of the canistel powder, and the beta carotene value is high enough. After optimization, Design-Expert 7.0 software provides the optimum solution that has a desirability value of 0.917 with water of 50.00%, egg albumin of 16.88%, and maltodextrin of 8.12%. This solution gives prediction in yield of 54.90%, moisture content of 7.07%, and beta carotene of 2.65 mg.kg⁻¹. The response surface for the optimized or selected solution can be seen in Figure 4.

Design-Expert® Software

Desirability



X1 = A: Water
X2 = B: Egg Albumin
X3 = C: Maltodextrin

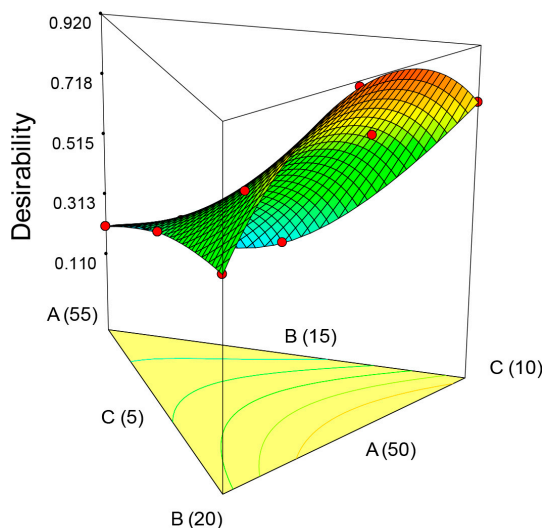


Figure 4. Response surface analysis for optimized solution

Validation of the selected optimum solution

Table 7 shows that the validation of the selected formulation gives a yield of 61.20%, moisture content of 7.09%, and beta carotene of 0.63 mg.kg⁻¹, where these are within the confirmation 95% prediction interval (95% PI low and 95% PI high). This low beta carotene is related to fruit's initial beta carotene of 7.1 mg/kg with total carotenoid compounds of 226 mg/kg (Costa et al.,

2010). In addition, Ndawula et al. (2004) reported that a dehydration process such as open sun drying could reduce the beta carotene in mango fruit until 94.2%. Demiray and Tulek (2017) also reported an increase in the rate of degradation of beta carotene content in carrot slices by increasing the drying temperature. The validation of moisture content has a good result with value as same as the predicted value and within the confirmation 95%

confidence interval (95% CI low and 95% CI high). This narrower range of CIs shows better optimization values (HEIBERGER; HOLLAND, 2004). Eventually,

the data show that the obtained model and equations are good enough to determine the optimum formula and the responses.

Table 7. Prediction and validation of response in optimum solution.

Response	Prediction	Validation	95% CI low	95% CI high	95% PI low	95% PI high
Yield	54.90	61.20	52.08	57.72	47.22	62.58
Moisture Content	7.07	7.09	4.69	9.44	3.27	10.86
Beta Carotene	2.65	0.63	1.22	4.08	0.37	4.93

CI = Confidence Interval, PI = Prediction Interval

Conclusion

The use of maltodextrin in the manufacture of canistel fruit powder increase the yield and decrease moisture content and beta carotene concentration with interactions between egg albumin and maltodextrin. The optimum formula for making canistel fruit powder was 50.00% water, 16.88% egg albumin, and 8.12% maltodextrin with yield, moisture content, and beta carotene concentration of 54.90%, 7.07%, and 2.65 mg.kg⁻¹, respectively. The validation of the optimum formula obtained a yield of 61.20%, moisture content of 7.09%, and beta carotene of 0.63 mg.kg⁻¹. Actual data from validation results still meet the predicted 95% prediction interval, and moisture content is within in 95% confidence interval.

Acknowledgement

This work was supported by Hibah Penelitian Dasar Unggulan Perguruan Tinggi under contract no 2684/L4/PP/2019 from Ministry of Research, Technology, and Higher Education, Republic of Indonesia.

References

AOAC - Association of Official Analytical Chemists. **Method of analysis**. Washington, 2005.

ARIFIN, Z. Kajian proses pembuatan serbuk kulit jeruk lemon (*Citrus medica* var Lemon) sebagai flavor teh celup. 2006. Thesis - Department of Agroindustrial Technology, IPB University, Indonesia, 2006.

AVILA, E.L.; RODRÍGUEZ, M.C.; VELÁSQUEZ, H.J.C. Influence of maltodextrin and spray drying process conditions on sugarcane juice powder quality. **Revista Facultad Nacional de Agronomía Medellín**, Medellín, v.68, p.7509-7520, 2015.

AWANG-KANAK, F.; BAKAR, M.F.A. Canistel-*Pouteria campechiana* (Kunth) Baehni. In: RODRIGUES, S.; OLIVIERA SILVA, E.; BRITO, E.S. **Exotic fruits reference guide**. London: Academic Press, 2018.

AYU, M.F.W.; UMI, R.; GATOT, P. Pembuatan sambal cabai hijau instan dengan metode foam-mat drying. In: PROSIDING SEMINAR NASIONAL LAHAN SUBOPTIMAL, 2016, Palembang. **Anais [...]** Indonesia: Universitas Sriwijaya, 2016.

CHAND, K.; PANDEY, R.K. Optimization of foam mat drying process variables for malta powder. **International Journal of Food, Agriculture and Veterinary Sciences**, Jaipur, v.2, p.67-73, 2012.

CHUAYCHAN, S.; BENJAKUL, S. Effect of maltodextrin on characteristics and antioxidative activity of spray-dried powder of gelatin and gelatin hydrolysate from scales of spotted golden goatfish. **Journal of Food Science and Technology**, Mysore, v.53, p.3583-3592, 2016.

COSTA, D.S.A.; WONDRACEK, D.C.; LOPES, R.M.; VIEIRA, R.F.; FERREIRA, F.R. Carotenoids composition of canistel (*Pouteria campechiana* (Kunth) Baehni). **Revista Brasileira de Fruticultura**, Jaboticabal, v.32, n.3, p.903-906, 2010.

CRANE, J.H.; BALERDI, C.F. **Canistel growing in the florida home landscape**. Florida: UF/IFAS Extension, 2016. Available from: <http://edis.ifas.ufl.edu>. Cited in: 20 Sept. 2018.

de CARVALHO, T.I.M.; NOGUEIRA, T.Y.K.; MAURO, M.A.; GÓMEZ-ALONSO, S.; GOMES, E.; DA-SILVA, R.; HERMOSÍN-GUTIÉRREZ, I.; LAGO-VANZELA, E.S. Dehydration of jambolan [*Syzygium cumini* (L.)] juice during foam mat drying: quantitative and qualitative changes of the phenolic compounds. **Food Research International**, Barking, v.102, p.32–42, 2017.

DEGHANNYA, J.; POURAHMAD, M.; GHANBARZADEH, B.; GHAFARI, H. Heat and mass transfer enhancement during foam-mat drying process of lime juice: impact of convective hot air temperature. **International Journal of Thermal Sciences**, Paris, v.135, p.30–43, 2019.

- DEMIRAY, E.; TULEK, Y. Degradation kinetics of β -carotene in carrot slices during convective drying. **International Journal of Food Properties**, New York, v.20 n.1, p.151–156, 2017.
- EKPONG, A.; PHOMKONG, W.; ONSAARD, E. The effects of maltodextrin as a drying aid and drying temperature on production of tamarind powder and consumer acceptance of the powder. **International Food Research Journal**, Selangor, v.23, n.1, p.300-308, 2016.
- FABRA, M.J.; MÁRQUEZ, E.; CASTRO, D.; CHIRALT, A. Effect of maltodextrins in the water-content–water activity–glass transition relationships of noni (*Morinda citrifolia* L.) pulp powder. **Journal of Food Engineering**, Essex, v.103, n.1, p.47-51, 2011.
- FAZAELI, M.; EMAM-DJOMEH, Z.; KALBASI-ASHTARI, A.; OMID, M. Effect of process conditions and carrier concentration for improving drying yield and other quality attributes of spray dried black mulberry (*Morus nigra*) juice. **International Journal of Food Engineering**, Basel, v.8, n.1, p.1-20, 2012.
- GOULA, A.M.; ADAMOPOULOS, K.G. A new technique for spray drying orange juice concentrate. **Innovative Food Science & Emerging Technologies**, Amsterdam, v.11, n.2, p.342–351, 2010.
- HARYANTO, B. Pengaruh konsentrasi putih telur terhadap sifat fisik, kadar antosianin dan aktivitas antioksidan bubuk instan ekstrak kulit manggis (*Garcinia mangostana* L.) dengan metode foam-mat drying. **Jurnal Kesehatan**, Bandar Lampung, v.7, n.1, p.1-8, 2016. In Indonesian
- HEIBERGER, R.M.; HOLLAND, B. **Statistical analysis and data display: an intermediate course with examples in S-Plus, R, and SAS**. Berlin: Springer Science+ Business Media, 2004.
- KADAM, D.M.; WILSON, R.A.; KAUR, S. Determination of biochemical properties of foam-mat dried mango powder. **International Journal of Food Science and Technology**, Oxford, v.45, p.1626–1632, 2010.
- KAMSIATI, E. Pembuatan bubuk sari buah tomat (*Lycopersicon esculentum* Mill.) dengan metode foam-mat drying. **Jurnal Teknologi Pertanian**, Malang, v.7, n.2, p.113-119, 2006. In Indonesian
- KANDASAMY, P.; VARADHARAJU, N. Assessment of biochemical characteristics of foam-mat dried papaya powder. **International Journal of Agricultural and Food Science**, Oxford, v.4, n.1, p.54-58, 2014.
- KARIM, A.A.; WAI, C.C. Foam-mat drying of starfruit (*Averrhoa carambola* L.) puree: stability and air drying characteristics. **Food Chemistry**, London, v.64, p.337–343, 1999.
- LATIFAH; APRILIAWAN, A., Pembuatan tepung lidah buaya dengan berbagai macam metode pengeringan. **Rekapangan : Jurnal Teknologi Pangan**, Malang, v.3, n.2, p.70-80, 2009. In Indonesian
- MEHRAJ, H.; SIKDER, R.K.; MAYDA, U.; TAUFIQUE, T.; JAMAL UDDIN, A.F.M. Plant physiology and fruit secondary metabolites of canistel (*Pouteria campechiana*). **World Applied Sciences Journal**, v.33, n.12, p.1908-1914, 2015.
- MORGAN, A., GRAHAM, R., GINETTE, L., and WILLIAMS, G. Recent developments in foam-mat drying. **Food Technology**, 15, 37–39, 1961.
- MUTHUKUMAR, M.; MOHAN, D.; RAJENDRAN, M. Optimization of mix proportions of mineral aggregates using box behnken design of experiments, cement concrete compos. **Cement and Concrete Composites**, Barking, v.25, p.751–758, 2003.
- MYERS, R.H.; MONTGOMERY, D.C.; ANDERSON-COOK, C.M. **Response surface methodology**. 4th ed. New Jersey: John Wiley & Sons, 2016.
- NDAWULA, J.; KABASA, J.D.; BYARUHANGA, Y.B. Alterations in fruit and vegetable β -carotene and vitamin C content caused by open-sun drying, visqueen-covered and polyethylene-covered solar-dryers. **African Health Sciences**, Kampala, v.4, n.2, p.125–130, 2004.
- NG, M.L.; SULAIMAN, R. Development of beetroot (*Beta vulgaris*) powder using foam mat drying. **LWT - Food Science and Technology**, London, v.88, p.80-86, 2018.
- NIELSEN, S.S. **Introduction to the chemical analysis of food**. New York: Chapman and Hall, 1995.
- OBEROI, D.P.S.; SOGI, D.S. Effect of drying methods and maltodextrin concentration on pigment content of watermelon juice powder. **Journal of Food Engineering**, Essex, v.165, p.172–178, 2015.
- PARADAGOS, D.A. Acceptability of canistel (*Lucuma Nervosa* A.DC) fruit flour in making cookies. **Asia Pacific Journal of Multidisciplinary Research**, Batangas, v.2, n.1, p.66-73, 2014.
- PERTIWI S.R.; NURHALIMAH S.; AMINULLAH, A. Optimization on process of ripe canistel (*Pouteria campechiana*) fruit flour based on several quality characteristics. **Brazilian Journal of Food Technology**, Campinas, v.23, 2020.

- PRAKOTMAK, P.; SOPONRONNARIT, S.; PRACHAYAWARAKORN, S. Modelling of moisture diffusion in pores of banana foam mat using a 2-D stochastic pore network: determination of moisture diffusion coefficient during adsorption process. **Journal of Food Engineering**, Essex, v.96, p.119–126, 2010.
- QUEK, S.Y.; CHOK, N.K.; SWEDLUND, P. The physicochemical properties of spray-dried watermelon powders. **Chemical Engineering and Processing**, Lausanne, v.46, n.5, p.386–392, 2007.
- RAHARITSIFA, N.; GENOVESE, D.B.; RATTI, C. Characterization of apple juice foams for foam-mat drying prepared with egg albumin protein and methylcellulose. **Journal of Food Science**, Champaign, v.71, p.142-151, 2006.
- RAJKUMAR, P.; KAILAPPAN, R.; VISWANATHAN, R.; RAGHAVAN, G.S.V. Drying characteristics of foamed alphonso mango pulp in a continuous type foam mat dryer. **Journal of Food Engineering**, Essex, v.79, p.1452–1459, 2007.
- RAMADHIA, M., KUMALANINGSIH, S., & SANTOSO I. Pembuatan tepung lidah buaya (*Aloe vera* L.) dengan metode foam-mat drying. **Jurnal Teknologi Pertanian**, Malang, v.13, n.2, p.125-137, 2012. *In Indonesian*
- SANKAT, C.K.; CASTAIGNE, F. Foaming and drying behaviour of ripe bananas. **LWT - Food Science and Technology**, London, v.37, p.517–525, 2004.
- SISKA, Y.T.; WAHONO, H.S. Pengaruh lama pengeringan dan konsentrasi maltodekstrin terhadap karakteristik fisik dan organoleptik minuman instan daun mengkudu (*Morinda citrifolia* L.). **Jurnal Pangan dan Agroindustri**, Malang, v.3, n.1, p.41-52, 2014. *In Indonesian*
- SUKRI, N.; HASHIB, S.A.; RAHMAN, N.A.; HASFALINA, C.M.; ABDULSALAM, M. Effect of maltodextrin concentration and slurry temperature on pineapple powder using ultrasonic spray dryer. **Food Research**, Chicago, v.2, n.6, p.582-586, 2018.
- THUWAPANICHAYANAN, R.; PRACHAYAWARAKORN, S.; SOPONRONNARIT, S. Drying characteristics and quality of banana foam mat. **Journal of Food Engineering**, Essex, v. 86, p.573–583, 2008.
- WILSON, R.A.; KADAM, D.M.; CHADHA, S.; SHARMA, M. Foam mat drying characteristics of mango pulp. **International Journal of Food Science and Nutrition Engineering**, Roseamed, v.2, n.4, p.63-69, 2012.
- ZUBAEDAH, E.; KUSNADI, J.; ANDRIASTUTI, I. Pembuatan laru yoghurt dengan metode foam-mat drying, kajian penambahan busa putih telur terhadap sifat fisik dan kimia. **Jurnal Teknologi dan Industri Pangan**, Malang, v.14, n.3, p.258-261, 2003. *In Indonesian*

